




ERJU SYSTEM PILLAR

# TCCS - Data Model\_11\_TP



# TCCS - Data Model\_11\_TP

Author(s)	Harish Narayanan , Wegele, Stefan (SMO RI ML ADC I&C)
Abstract	This document extends the SD1 data model with the content required by the Train Protection use case for Traffic CS Domain.
Config Item	
Document ID	CCS_TMS Data Model/TCCS - Data Model_11_TP#712698  TCCS - Data Model_11_TP
Classification	Public
Status	In Review by System Pillar
Version	1.2
Revision	712698
Last Change Date	23.09.2025
Copyright	Brussels: Europe's Rail Joint Undertaking, 2025

© Europe's Rail Joint Undertaking, 2025

This document is drafted by and belongs to EU Rail.

EU Rail encourages the distribution and re-use of this document, the technical specifications and the information it contains. EU Rail holds several intellectual property rights, such as copyright and trade mark rights, which need to be considered when this document is used.

EU Rail authorizes you to re-publish, re-use, copy and store this document without changing it, provided that you indicate its source and include the following: EU Rail trade mark, title of the document, year of publication, version of document.

EU Rail makes no representation or warranty as to the accuracy or completeness of the information contained within these documents. EU Rail shall have no liability to any party as a result of the use of the information contained herein. EU Rail will have no liability whatsoever for any indirect or consequential loss or damage, and any such liability is expressly excluded.

You may study, research, implement, adapt, improve and otherwise use the information, the content and the models in the this document for your own purposes. If you decide to publish or disclose any adapted, modified or improved version of this document, any amended implementation or derivative work, then you must indicate that you have modified this document, with a reference to the document name and the terms of use of this document. You may not use EU Rail's trade marks or name in any way that may state or suggest, directly or indirectly, that EU Rail is the author of your adaptations.

EU Rail cannot be held responsible for your product, even if you have used this document and its content. It is your responsibility to verify the quality, completeness and the accuracy of the information you use, for your own purposes.

**This work is currently a work in progress. The content presented is subject to change as it undergoes further review, refinement, and development. Please do not consider this version as final or authoritative.**

INFO: History table is not displayed, because this document is in status **doc\_contentApproval**.

RULE: History table is not displayed, in statuses: { draft doc\_open doc\_inprogress doc\_contentApproval doc\_contentDecision }

CONTACT: For more information contact Administrator

**SPT2TS-127384 - Disclaimer:** The data model defined here is a DRAFT version, developed from bottom up inputs as per approaches defined in previous European projects, and from ongoing implementations in Innovation Pillar FPs. The content defined here shall not be considered as 'finalized' and is still a work in progress with the respective system pillar domains. [🔒 Content to be approved ]

## 1 Table of Contents

1	Table of Contents	3
2	Package "Train Protection"	3
2.1	Package Header	3
2.2	SwitchableTracksideAsset(Section) (prev. Drive Protection Section (Group))	3
2.3	Allocation Section	6
2.4	Field Object Controller	8
2.5	Area of Control	9
2.6	Controller	10
2.7	ETCS Marker	11
2.8	Container for Train Protection Area	11
2.9	Container for Train Protection package	12

## 2 Package "Train Protection"

### 2.1 Package Header

#### SPT2TS-122298 - Package header


```
{
  "$schema": "ERJU meta-model.json",
  "isDefinedBy": "http://ERJU/datamodel/1.3/trainprotection",
  "name": "trainprotection",
  "containerStruct": "TrainProtection",
  "prefix": "tp",
  "intId": 4,
  "version": "1.3",
  "info": "Data model for Train Protection use case",
  "enums": [], "structs": []
}
```

### 2.2 SwitchableTracksideAsset(Section) (prev. Drive Protection Section (Group))

**SPT2TS-100761** - A Drive Protection Section (DPS) represents a track section that can be used to set different states to ensure the movement of trains for a particular route. In general, it is an abstraction of track sections on the railway network that might adapt different states corresponding to the position of controllable trackside assets (e.g., points or level crossings).

A Drive Protection Section Group (DPS Group) groups the DPSs. The DPSs within a DPS Group can only change their state depending on each other, meaning that a request for a different trafficability state on one DPS will affect any other DPS(s) in the group.

The following equivalent classes from other models can be referred to:

- Drive Protection Section and Drive Protection Section Group in  SPT2TS-7 - RCA Digital Map – MAP Object Catalogue [RCA.Doc.69]

The attribute 'dependencies' provides the specific inter dependencies between the drive protection sections within a drive protection section group. These inter dependencies are defined either generic as in EXCLUSIVE or EQUIVALENT relations or SPECIFIC in the form of a matrix which can be then built up as arrays in the formal specification. EXCLUSIVE means only one DPS within a DPSG containing 2 DPS is usable simultaneously. If a DPSG contains more than 2 DPS (i.e., 4 in case of Double Slip Crossing) then a SPECIFIC interdependency is defined (see example below). EQUIVALENT means all DPS within a DPSG are either usable or not usable simultaneously. As example the inter dependencies for level crossing, simple point, and slip crossing, crossing, and derailer are provided.

Examples for EQUIVALENT and EXCLUSIVE:

Table 1 Inter dependencies for DPSs within a DPSG of specific protected infrastructure elements

ProtectedInfraElement	Drive Protection Section Interdependency
Simple Point	EXCLUSIVE with 2 Drive Protection Sections
derailer	EXCLUSIVE with 1 Drive Protection Section
levelCrossing	EQUIVALENT with n Drive Protection Sections
crossing	EXCLUSIVE with 2 Drive Protection Sections

Examples for SPECIFIC:

Table 2 Inter dependency matrix for 3 DPSs within a DPSG

driveProtectionSections[0]	driveProtectionSections[1]	driveProtectionSections[2]
0	0	1
1	1	0

Example:

```
{
  "dependencies": [0, 0, 1, 1, 1, 0]
}
```

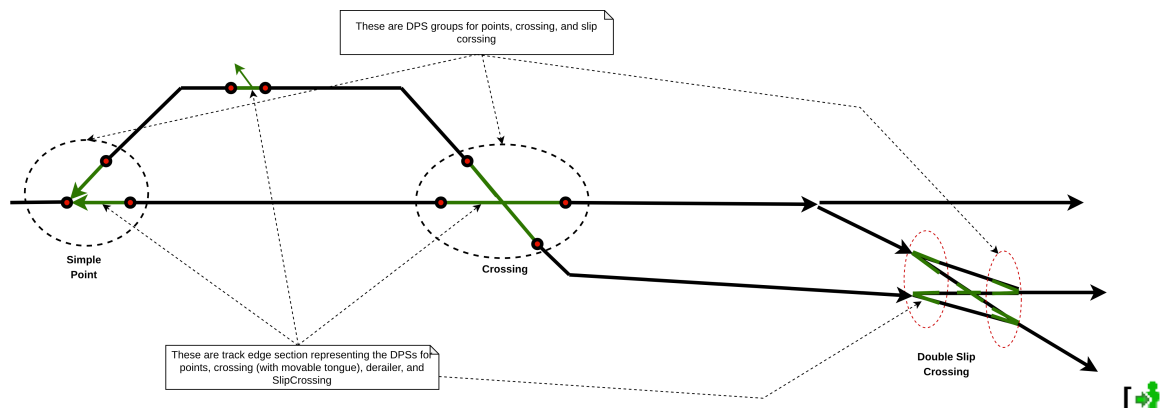
row[0]
row[1]

Table 3 Inter dependency matrix for 4 DPSs within a DPSG for a Double Slip Crossing and Single slip crossing with two simple points

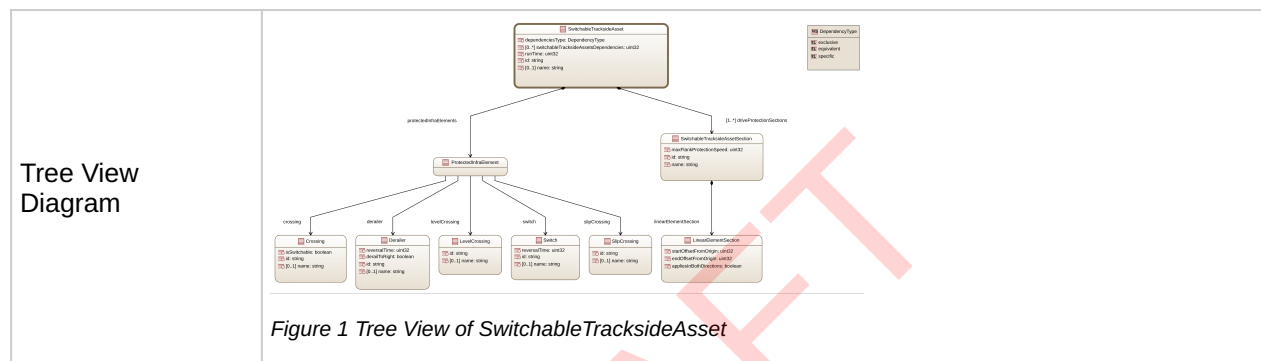
driveProtectionSections[0]	driveProtectionSections[1]	driveProtectionSections[2]	driveProtectionSections[3]
0	1	0	1
1	0	1	0

Example:

```
{
  "dependencies": [0, 1, 0, 1, 1, 0, 1, 0]
}
```



Open ]

**SPMS-7644 - SwitchableTracksideAsset****SPT2TS-100760 - DriveProtectionSectionGroup**

```

{
  "structs": [
    {
      "name": "ProtectedInfraElement",
      "union": true,
      "attrs": [
        {"intId": 1, "name": "switch", "reference": "infra.Switch"},
        {"intId": 2, "name": "slipCrossing", "reference": "infra.SlipCrossing"},
        {"intId": 3, "name": "crossing", "reference": "infra.Crossing"},
        {"intId": 4, "name": "derailer", "reference": "infra.Derailler"},
        {"intId": 5, "name": "levelCrossing", "reference": "infra.LevelCrossing"}
      ],
      "name": "SwitchableTracksideAsset",
      "attrs": [
        {"intId": 1, "name": "id", "dataType": "string", "key": "global", "info": "Identity of the object; used for referencing"},
        {"intId": 2, "name": "name", "dataType": "string", "info": "User-friendly name, only if different from id", "multiplicity": "0..1"},
        {"intId": 3, "name": "driveProtectionSections", "composition": "SwitchableTracksideAssetSection", "multiplicity": "1..*"},
        {"intId": 4, "name": "protectedInfraElements", "composition": "ProtectedInfraElement"},
        {"intId": 5, "name": "dependenciesType", "enumType": "DependencyType", "info": "defines dependencies between n drive protection sections"},
        {"intId": 6, "name": "switchableTracksideAssetsDependencies", "dataType": "uint32", "multiplicity": "0..*", "info": "contains row-wise bit matrix with column = index of the element in DriveProtectionSectionGroup. 0 means not allowed to use ; 1 means allowed to use for rail traffic. Each line in the matrix contains a valid"}
      ]
    }
  ]
}

```

```

state of the DriveProtectionSectionGroup ; Use only if DPSDependencyType == Specific"},
{"intId": 7, "name": "runTime", "dataType": "uint32", "unit": "s", "exp": -1, "info": "Defines the total time
required for the DPS(s) in a DPS Group to switch from one position to the other"}
],
{
  "name": "SwitchableTracksideAssetSection",
  "attrs": [
    {"intId": 1, "name": "id", "dataType": "string", "key": "global", "info": "Identity of the object; used for
referencing"},
    {"intId": 2, "name": "name", "dataType": "string"},
    {"intId": 3, "name": "linearElementSection", "composition": "infra.LinearElementSection"},
    {"intId": 4, "name": "maxFlankProtectionSpeed", "dataType": "uint32", "unit": "km/h"}
  ]
},
"enums": [
{
  "name": "DependencyType",
  "info": "Defines the type of DPS dependency",
  "enumLiterals": [
    {"intId": 0, "name": "exclusive" },
    {"intId": 1, "name": "equivalent" },
    {"intId": 2, "name": "specific" }
  ]
}
]
}

```

### 2.3 Allocation Section

**SPT2TS-100762** - Allocation Sections are defined where one or more clearance gauge conflicts between different tracks arise. The conflict arises when the clearance gauges of different tracks overlap each other. Out of this conflict, an exclusive and symmetric inter-dependency between two or more Allocation Sections can be deduced. The attribute 'isDependentOnAllocationSection' provides an exclusive dependency to other Allocation Sections. The dependency refers to the adjacent allocation sections, which might be affected by a moveable object or movement permission extent when the current allocation section is fully or partially occupied by a moveable object or movement permission extent.

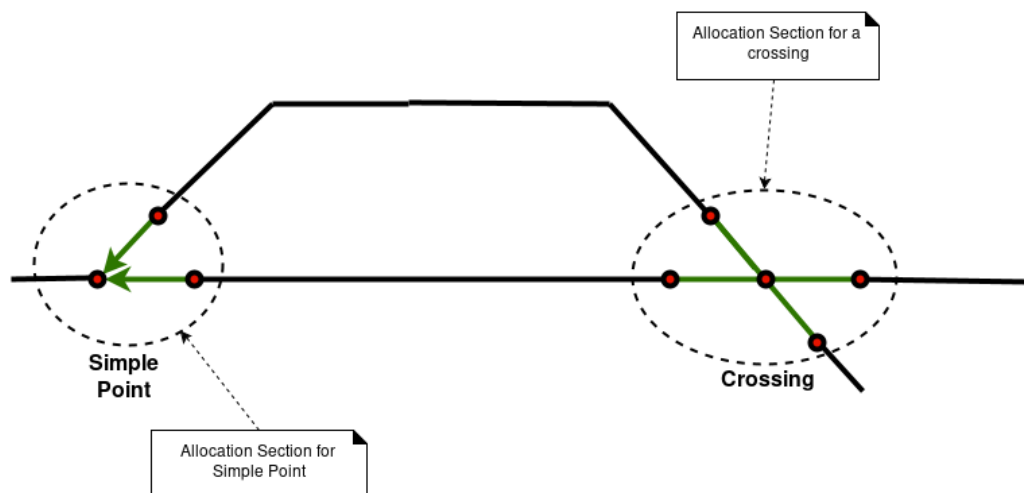


Figure 2 Illustration for Allocation Section

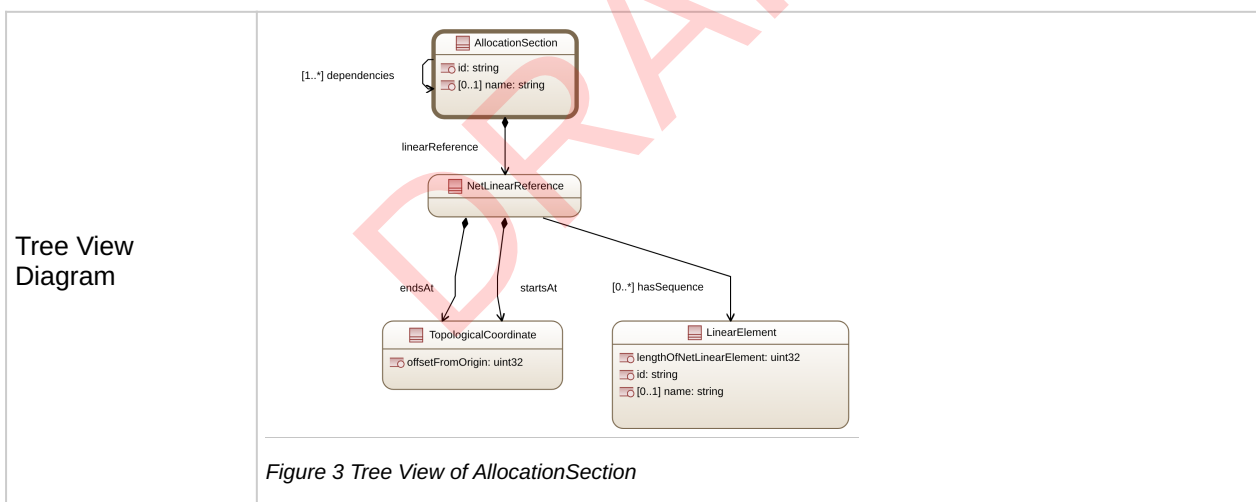
The following equivalent classes from other models can be referred to:

- Allocation Section in  SPT2TS-7 - RCA Digital Map – MAP Object Catalogue [RCA.Doc.69]

[  Open ]

### SPMS-7646 - AllocationSection

Defines an allocation section for a section of track



### SPT2TS-48922 - AllocationSection

```
{
  "structs": [
    {
      "name": "AllocationSection",
      "info": "Defines an allocation section for a section of track",
      "attrs": [
        { "intId": 1, "name": "id", "dataType": "string", "key": "global", "info": "Identity of the object; used for referencing" },

```

```

{"intId": 2, "name": "name", "dataType": "string", "info": "User-friendly name, only if different from id",
"multiplicity": "0..1"},
{"intId": 3, "name": "linearReference", "composition": "infra.NetLinearReference"},
{"intId": 4, "name": "dependencies", "reference": "AllocationSection", "multiplicity": "1..*", "info": "is
dependent on the allocation sections"}
]
}]
}

```

## 2.4 Field Object Controller

**SPT2TS-124028** - Field Object Controller is a device that exchanges commands, information with one or a few individual field objects like Level Crossing, point, etc.

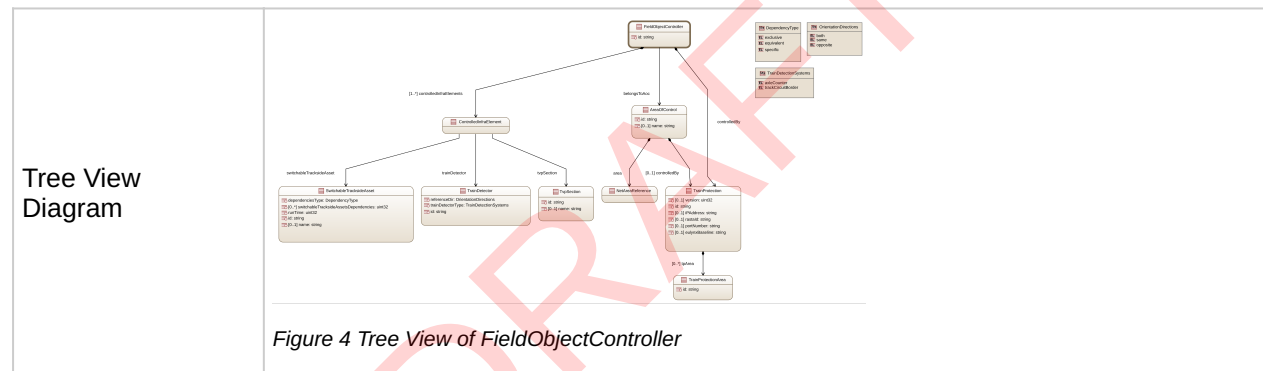
The following equivalent classes from other models can be referred to:

- Field Object Controller in <https://eulynx.eu/index.php/dataprep>

[ Open ]

### SPMS-7648 - FieldObjectController

Defines a Field Object Controller



### SPT2TS-124020 - FieldObjectController

```

{
"structs": [
{
"name": "ControlledInfraElement",
"union": true,
"attrs": [
{"intId": 1, "name": "switchableTracksideAsset", "reference": "SwitchableTracksideAsset"},
{"intId": 2, "name": "TvpSection", "reference": "infra.TvpSection"},
{"intId": 3, "name": "TrainDetector", "reference": "infra.TrainDetector"}
]
},
{
"name": "FieldObjectController",
"info": "Defines a Field Object Controller",
"attrs": [
{"intId": 1, "name": "id", "dataType": "string", "key": "global", "info": "Identity of the object; used for
referencing ; structure refers to EULYNX EU.SAS.77"},
{"intId": 2, "name": "controlledInfraElements", "composition": "ControlledInfraElement", "multiplicity": "1..*"},

```



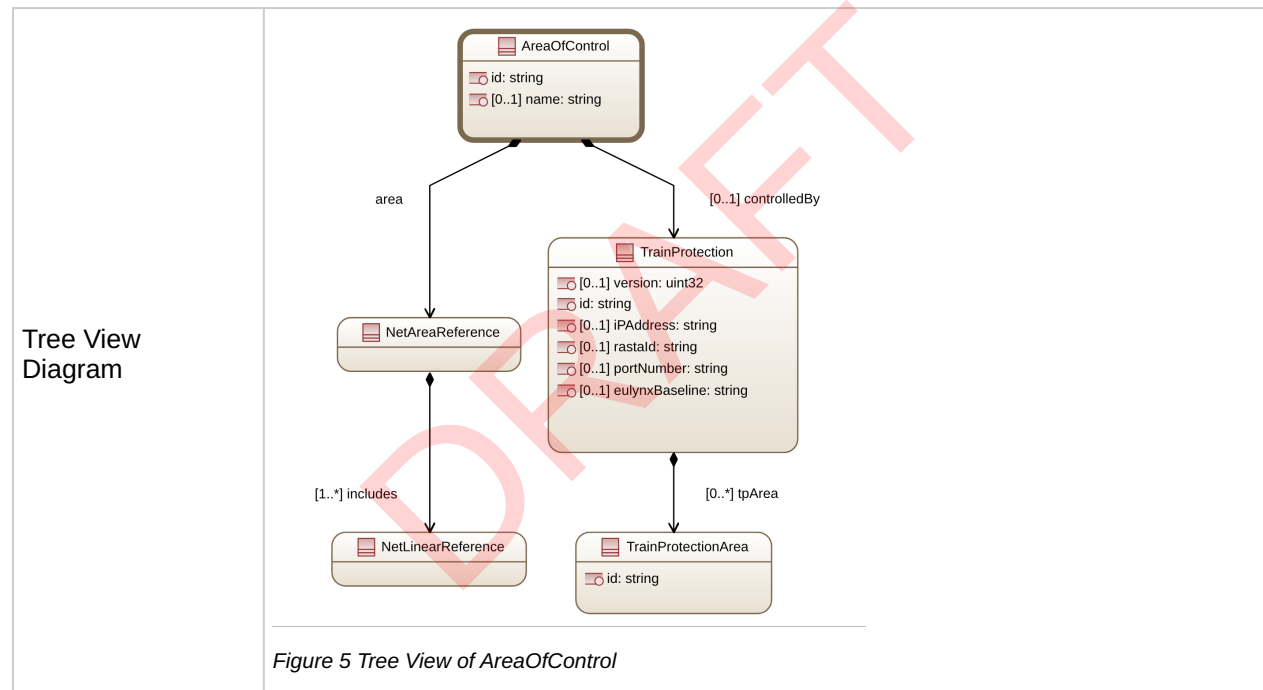
```
{
  "intId": 3, "name": "belongsToAoc", "reference": "AreaOfControl", "info": "defines the Area of Control to which this field object controller belongs to"},
  {
    "intId": 4, "name": "controlledBy", "composition": "Controller", "info": "composes of controller controlling the Field Object Controller"
  }
}
}
```

## 2.5 Area of Control

**SPT2TS-129024** - Area Of Control object defines the specific area for which a system is responsible for. This can or cannot be identical to TopoArea. This area definition depends on the engineering / planning processes for the area. [\[ Open \]](#)

### SPMS-7649 - AreaOfControl

Defines the Area of Control of a system like Traffic CS, MBS/APS, TMS, PE/EAL, ....



### SPT2TS-129023 - Area of Control


```
{
  "structs": [
    {
      "name": "AreaOfControl",
      "info": "Defines the Area of Control of a system like Traffic CS, MBS/APS, TMS, PE/EAL, ....",
      "attrs": [
        {
          "intId": 1, "name": "id", "dataType": "string", "key": "global", "info": "Identity of the object; used for referencing ; structure refers to EULYNX EU.SAS.77"},
        {
          "intId": 2, "name": "name", "dataType": "string", "info": "User-friendly name, only if different from id", "multiplicity": "0..1"},
        {
          "intId": 3, "name": "area", "composition": "infra.NetAreaReference", "info": "composes of linked area"},

```

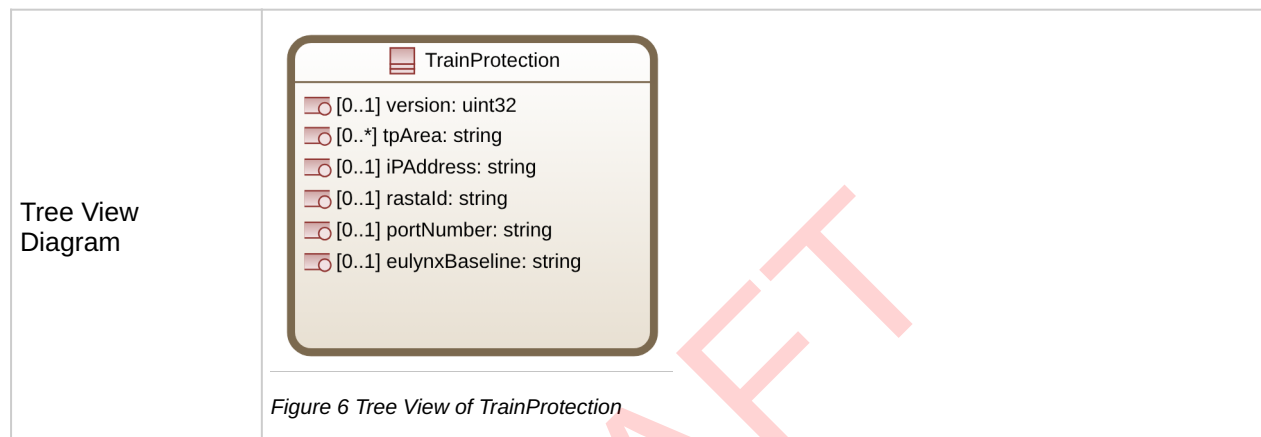
```
{ "intId": 4, "name": "controlledBy", "composition": "Controller", "multiplicity": "0..1", "info": "composes of controller controlling the Area of Control" }
```

```
}
}}
}
```

## 2.6 Controller

**SPT2TS-130377** - Controller is a generic object used to control the Track assets and systems within an area of control. [ Open ]

### SPMS-7650 - TrainProtection



### SPT2TS-130378 - Controller

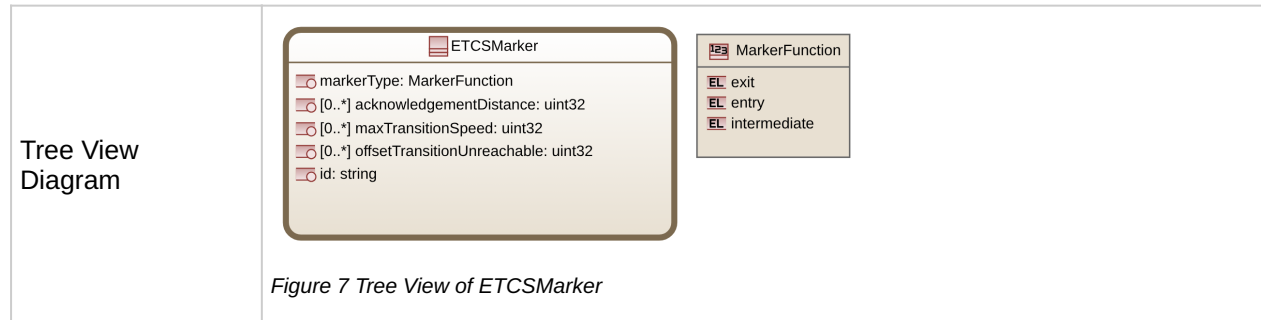
```
{
  "structs": [
    {
      "name": "Controller",
      "info": "Defines a controller",
      "attrs": [
        { "intId": 1, "name": "id", "dataType": "string", "key": "global", "info": "Identity of the object; used for referencing ; structure refers to EULYNX EU.SAS.77"},
        { "intId": 2, "name": "iPAAddress", "dataType": "string", "multiplicity": "0..1", "info": "defines the ip address for communication purposes"},
        { "intId": 3, "name": "rastald", "dataType": "string", "multiplicity": "0..1", "info": "defines EULYNX RaSTA identifier for the field object controller"},
        { "intId": 4, "name": "portNumber", "dataType": "string", "multiplicity": "0..1", "info": "defines the port number for communication purposes"},
        { "intId": 5, "name": "eulynxBaseline", "dataType": "string", "multiplicity": "0..1", "info": "defines EULYNX baseline for the filed object controller"},
        { "intId": 6, "name": "version", "dataType": "uint32", "multiplicity": "0..1", "info": "defines the EULYNX field object controller version"}
      ]
    }
  ]
}
```

## 2.7 ETCS Marker

**SPT2TS-130385** - Defines an extension of the ETCS Marker from INFRA domain with the attributes required for RBC Configuration [🔗 Open]

### SPMS-7651 - ETCSMarker

Defines the ETCS Marker Boards



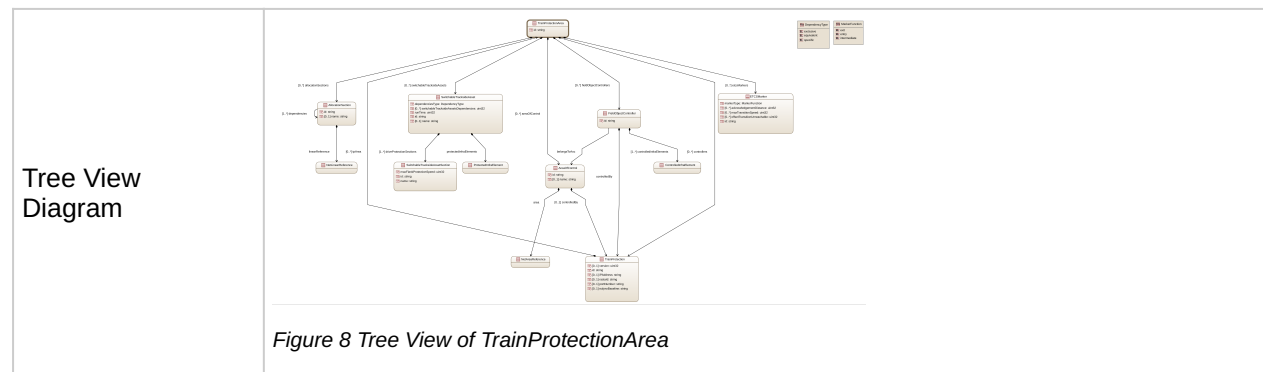
### SPT2TS-130381 - ETCS Marker

```
{
  "structs": [
    {
      "name": "ETCSMarker",
      "info": "Defines the ETCS Marker Boards ",
      "belongsToSubPackage": "FunctionalArea",
      "attrs": [
        {"intId": 1, "name": "id", "dataType": "string", "key": "global", "sameKeyAs": "infra.ETCSMarker", "info": "Identity of the object; used for referencing"},
        {"intId": 2, "name": "markerType", "enumType": "MarkerFunction", "info": "Defines the type of marker board associated"},
        {"intId": 3, "name": "acknowledgementDistance", "dataType": "uint32", "info": "tbd", "multiplicity": "0..*"},
        {"intId": 4, "name": "maxTransitionSpeed", "dataType": "uint32", "info": "tbd", "multiplicity": "0..*"},
        {"intId": 5, "name": "offsetTransitionUnreachable", "dataType": "uint32", "info": "tbd", "multiplicity": "0..*"}
      ]
    }
  ],
  "enums": [
    {
      "name": "MarkerFunction",
      "info": "List defining different marker board Type",
      "enumLiterals": [
        {"intId": 0, "name": "exit", "info": "defines a exit marker board"},
        {"intId": 1, "name": "entry", "info": "defines a entry marker board"},
        {"intId": 2, "name": "intermediate", "info": "defines a intermediate marker board"}
      ]
    }
  ]
}
```

## 2.8 Container for Train Protection Area

**SPT2TS-127377** - Assumption: Train Protection Area is identical with TopoArea, even if several interlockings are located inside of one Train Protection Area. Assignment of dpsGroups and allocationSections to interlockings will be done in a dedicated data structure for interlocking configuration. [🔗 Content to be approved]

## SPMS-7652 - TrainProtectionArea





## SPT2TS-122302 - TrainProtectionArea

```
{
  "structs": [
    {
      "name": "TrainProtectionArea",
      "attrs": [
        {"intId": 1, "name": "id", "dataType": "string", "key": "global", "sameKeyAs": "infra.TopoArea"},
        {"intId": 2, "name": "switchableTracksideAssets", "composition": "SwitchableTracksideAsset", "multiplicity": "*", "ordered": "byKey"},
        {"intId": 3, "name": "allocationSections", "composition": "AllocationSection", "multiplicity": "*", "ordered": "byKey"},
        {"intId": 4, "name": "fieldObjectControllers", "composition": "FieldObjectController", "multiplicity": "*", "ordered": "byKey"},
        {"intId": 5, "name": "areaOfControl", "composition": "AreaOfControl", "multiplicity": "*", "ordered": "byKey"},
        {"intId": 6, "name": "etcsMarkers", "composition": "ETCSMarker", "multiplicity": "*", "ordered": "byKey"},
        {"intId": 7, "name": "controllers", "composition": "Controller", "multiplicity": "*", "ordered": "byKey"}
      ]
    }
  ]
}
```

## 2.9 Container for Train Protection package

### SPT2TS-122309 - Formal Specification "Train Protection" as a container for Train Protection Areas:

The user instructions and use-cases can be found at  SPT2TS-122470

 Content to be approved ]

## SPMS-7653 - TrainProtection

### Tree View Diagram

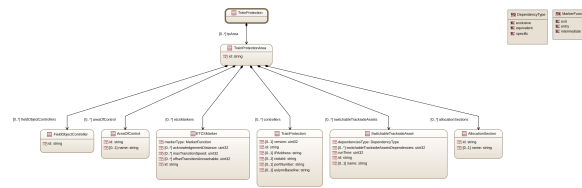


Figure 9 Tree View of TrainProtection

## SPT2TS-125487 - TrainProtection

```
{
  "structs": [
    {
      "name": "TrainProtection",
      "attrs": [
        { "intId": 1, "name": "tpArea", "composition": "TrainProtectionArea", "multiplicity": "*", "ordered": "byKey" }
      ]
    }
  ]
}
```